

Entering Class of 2009 Information

Number of Applicants: 3,809
 Number of Matriculants: **290**
 Average MCAT: **10.05** Average GPA: **3.64**

57% male - 43% female
 77% residents – 23% nonresident

Undergraduate Colleges/Universities (more than 3 matrics)



	<u>Matrics</u>	<u>Applicants</u>	<u>% of total app who matric (from respective school)</u>
U of Michigan	78	527	15%
Michigan State Univ.	36	249	15%
Wayne State University	40	133	30%
Grand Valley State U	6		
Univ of Western Ontario	6		
U of Michigan, Dearborn	5		
Univ of Toronto	6		
Oakland University	6		
Univ of California, LA	5		
Albion College	5		
Univ of California, Berkeley	4		
Western Michigan University	3		
Michigan Tech University	3		
Hope College	3		
Alma College	3		
Northern Michigan Univ	3		
Xavier of Louisiana	3		
University of Chicago	3		
Univ of Windsor	3		
Univ of Illinois, Urbana	3		

Highest Degrees Earned




Bachelors 251
 Masters 33
 Doctorate 5

2009 Admissions Annual Report

	2009	2008	2007	2006	2005	2004	2003	2002
<u>Applicants:</u>	3,809	4,259	3,968	3,385	3,014	2,785	2,706	2,419
GPA	3.44	3.42	3.40	3.39	3.38	3.36	3.37	3.37
MCAT	9.24	9.14	8.90	8.88	8.81	8.99	8.51	8.66
- Michigan residents	1400	1,395	1,379	1,170	1,186	1,053	1,088	956
GPA	3.52	3.48	3.48	3.47	3.43	3.44	3.45	3.44
MCAT	9.42	9.10	9.16	9.25	8.97	8.89	8.82	8.90
- Non residents	2409	2,864	2,176	1,892	1,828	1,732	1,618	1,463
GPA	3.39	3.37	3.34	3.32	3.34	3.31	3.32	3.33
MCAT	9.13	8.95	8.63	8.58	8.66	8.52	8.30	8.50
<u>Interviews:</u>	1007	750	942	872	762	712	784	664
- Michigan residents	558	521	685	610	584	522	571	530
- Non residents	449	229	257	262	178	190	213	134
<u>Offered:</u>	624	588	560	578	474	496	504	435
GPA	3.68	3.68	3.64	3.61	3.58	3.63	3.61	3.60
MCAT	10.44	10.52	10.45	10.09	9.99	9.96	9.77	9.68
- Michigan residents	413	406	445	382	392	399	402	355
- Non residents	211	182	115	136	82	97	102	80
<u>Matriculated:</u>	290	290	302	288	260	259	257	256
GPA	3.64							
MCAT	10.05							
- Michigan residents	222	246	272	234	232	226	227	232
- Non residents	68	44	30	54	28	33	30	24



Gender



Applied:

Male 2,068 54%
GPA: 3.44
MCAT: 9.60

Female 1,740 46%
3.43
8.80

Offered:

Male 322 52%
GPA: 3.68
MCAT: 10.76

Female 302 48%
3.68
10.09

Matriculated:

Male 165 57%
GPA: 3.66
MCAT: 10.41

Female 125 43%
3.62
9.58




Rural Matriculants-

- 16 matrics

Counties of residence:

- Alpena(2)
- Barry
- Cass
- Chippewa
- Gladwin
- Grand Traverse (4)
- Gratiot
- Houghton
- Isabella
- Lake (2)
- Marquette(3)
- Ontonagon



URM Matriculants

- Mexican/American (1)
- Black (18) – 8 came out of the post-baccalaureate program at WSUSOM
- Total Matriculants from post-baccalaureate program at WSUSOM: 15